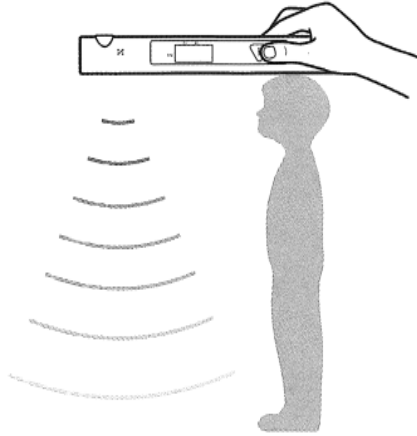


PUSH™ User's manual




- This product uses ultrasound to measure height easily and rapidly.
- Please make sure to read this manual before using the product.

InBody USA

13850 Cerritos Corporate Drive, Unit C Cerritos, CA 90703
 www.inbodyusa.com • push@inbodyusa.com

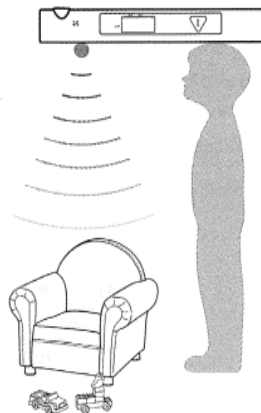
3. How to use your PUSH

- 1) Turn on the PUSH by pressing the button. Indoor temperature and humidity level will be checked automatically.



- 2) If you press the button once more, the screen will change to measuring mode. Ultrasonic wave signals will measure the distance from the ground. Since ultrasonic waves tend to spread not only vertically but also horizontally, please make sure there are no nearby obstacles that the ultrasonic waves may encounter.

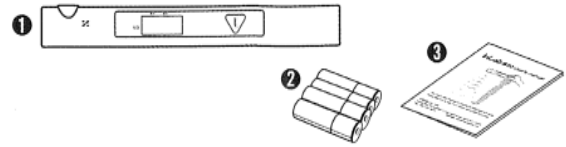
- * Keep your arms close to your body as to not obstruct the ultrasonic waves.



1. Product Components

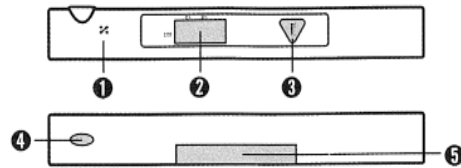
The PUSH consists of the following components. Please make sure all of the following components are present.

- ❶ PUSH
- ❷ Battery - AAA Type (1.5V) x 4EA
- ❸ User's manual



2. External appearance and parts

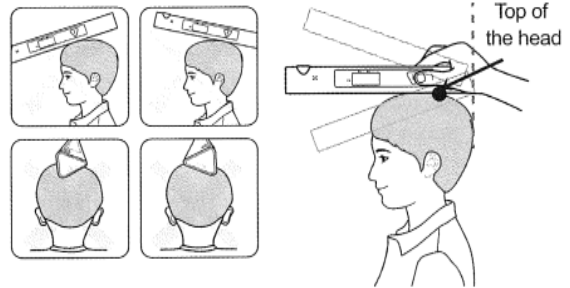
Below is a diagram indicating the names of each part.



- ❶ Temperature sensor
- ❷ LCD Screen
- ❸ Button
- ❹ Ultrasonic wave sensor
- ❺ Battery cover


- 3) Place the end of the PUSH on the top of the head.

The word "PUSH" will appear on the screen when the PUSH is properly balanced and ready to measure.



- 4) Press the button to take a measurement. You can re-measure the height by pressing the button when you see a horizontal bar on the screen.



"Please press the button 

- * To turn it off, press and hold the button for 3 seconds or leave it alone for 20 seconds.

4. Error Messages

The following messages will show up on the LCD screen in the event of an error.



PUSH is not balanced horizontally.

*"PUSH" will show up on the screen when PUSH is balanced afterward.



E999
The ultrasonic waves were not detected. Please make sure to remove all obstacles that can interfere with the signals, including carpet, blankets, or anything that may reflect or absorb the ultrasonic wave signals.



E000
Please make sure the ultrasonic wave sensor is covered or blocked. Please ensure that it is not being covered by the head or a hand.



E050
A measurement shorter than 1'7"(50 cm) has been taken. The PUSH will not take a measurement at this height or below. Please ensure all nearby obstacles are cleared.



E200
A measurement taller than 6'7"(200 cm) has been taken. The PUSH will not take a measurement at this height or taller.



bAtt
Battery icon will show up on the screen when low battery. 'bAtt' will show up on the screen when the battery is too low to measure and power will soon be turned off automatically.


6. Cautions (Avertissements)

- 1) Keep the device out of the reach of children. They might get hurt if they throw or drop the device.
- 2) Do not drop or put too much pressure to the ultrasound sensor part.
- 3) Do not attempt to take a measurement in an environment where the temperature may change rapidly (near an air conditioner, for example). The speed of ultrasonic waves are susceptible to changes in ambient temperature. Make sure to measure height in an environment with a stable temperature.
- 4) Do not measure height while standing on carpet or on a blanket. Height will not be measured accurately since the ultrasonic wave signal will be absorbed by the carpet or blanket on the ground.
- 5) Make sure to clear the obstacles near the applicant. Ultrasonic wave signal tends to spread outwards of 30 degrees. Height will not be measured accurately if something reflects the ultrasonic wave signal.
- 6) Keep the battery away from mouth.
- 7) Keep the device away from water.
- 8) In the event of damage or device failure, do not attempt to disassemble the PUSH. Any unauthorized attempts to repair the PUSH will void the warranty.
- 9) Keep the battery separately. If you are not planning to use the PUSH for a long time, please remove the batteries.

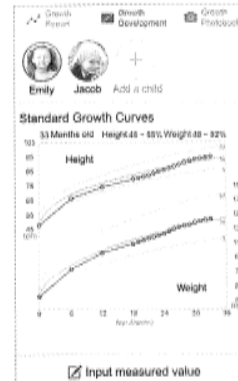
5. How to Download the PUSH App

PUSH: Growth Diary

You can monitor and manage your child's growth conveniently with the PUSH application. Go to the Google Play Store or the App Store and to download the PUSH App.



Input measured height



Watch your child's growth at a glance.

* The PUSH App may be updated for performance reasons without prior notice.

7. Specifications

Measurement Item	Height, Temperature, Humidity
Height Range	19.7~78.7 inch
Error Range	± 0.2 inch
Other Measuring Range	Temperature 60.8~104 °F (± 33.8 °F) Humidity 30 ~ 80% (± 7%)
Measurement Duration	1 sec. (Max. 7 Sec.)
Sensor	Ultrasound, Temperature, Humidity
Current Consumption	Below 100mA
Power Consumption	DC 3V (1.5V AAA Battery 4EA)
Display Type	LCD
Colors	Gray
Dimension	1.69(W) x 1.73(L) x 11.8(H): inch
Device Weight	0.52 pound
Operation Environment	60.8~104 °F, 30 ~ 80%RH
Storage Environment	14~158 °F

* Specifications are subject to modifications without prior notice.

Manufacturer/Country of Origin: InBody Co., Ltd./South Korea

©2018 InBody Co., Ltd. All rights reserved. BM-ENG-H6-B-160704